

Precision Devices, Inc.



8840 N. Greenview Dr.
Middleton, WI 53562
Phone: 608-831-4445
1-800-274-XTAL
Fax: 608-831-3343



Visit our web site at www.pdixtal.com

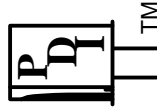
Sales Information sales@pdixtal.com

Electrical Specifications

1. Center Frequency: 16.000000 MHz
2. Output: TTL
3. Output Waveform: Symmetrical square wave
4. Supply Voltage: +5.0Vdc $\pm 10\%$
5. Output Logic 1: 2.4Vdc Min.
6. Output Logic 0: 0.5Vdc Max.
7. Input Current Max. @ +5.25V $\pm 1\%$: 55mA
8. T-Rise, T-Fall: 15ns Max.
9. Duty Cycle @ 1.4V: 40 to 60
10. Output Load: 10TTL Max.
11. Initial accuracy @ +23°C $\pm 1^\circ\text{C}$: $\pm 15\text{ppm}$
12. Aging: $\pm 5\text{ppm}$ per year after 30 days
13. Frequency Stability over Temperature Range: $\pm 50\text{ppm}$
14. Operating Temperature Range: -55°C to +125°C
15. Storage Temperature Range: -62°C to +125°C

REV.	DATE	PAGE	DESCRIPTION	Auth.	ECN	Originator	Date	Engineering	Date
						J.L.	9/12/11	B.A.	9/12/11
						TITLE 14-Pin QPL Oscillator		FKA	65120Q
						PART NUMBER	O14N16000XBSEX		
						DATE	SCALE	ECN.	REV.
						9/12/11	N.T.S.		A
						SIZE	CAGE		
						A	0S4G1		Page 2 of 3

Precision Devices, Inc.



8840 N. Greenview Dr.
Middleton, WI 53562
Phone: 608-831-4445
1-800-274-XTAL
Fax: 608-831-3343

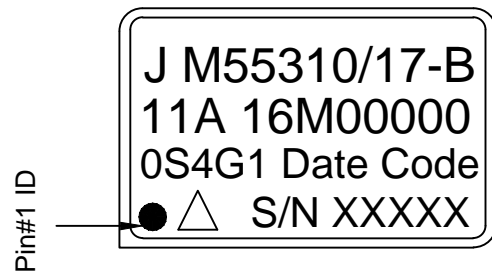


Visit our web site at www.pdixtal.com

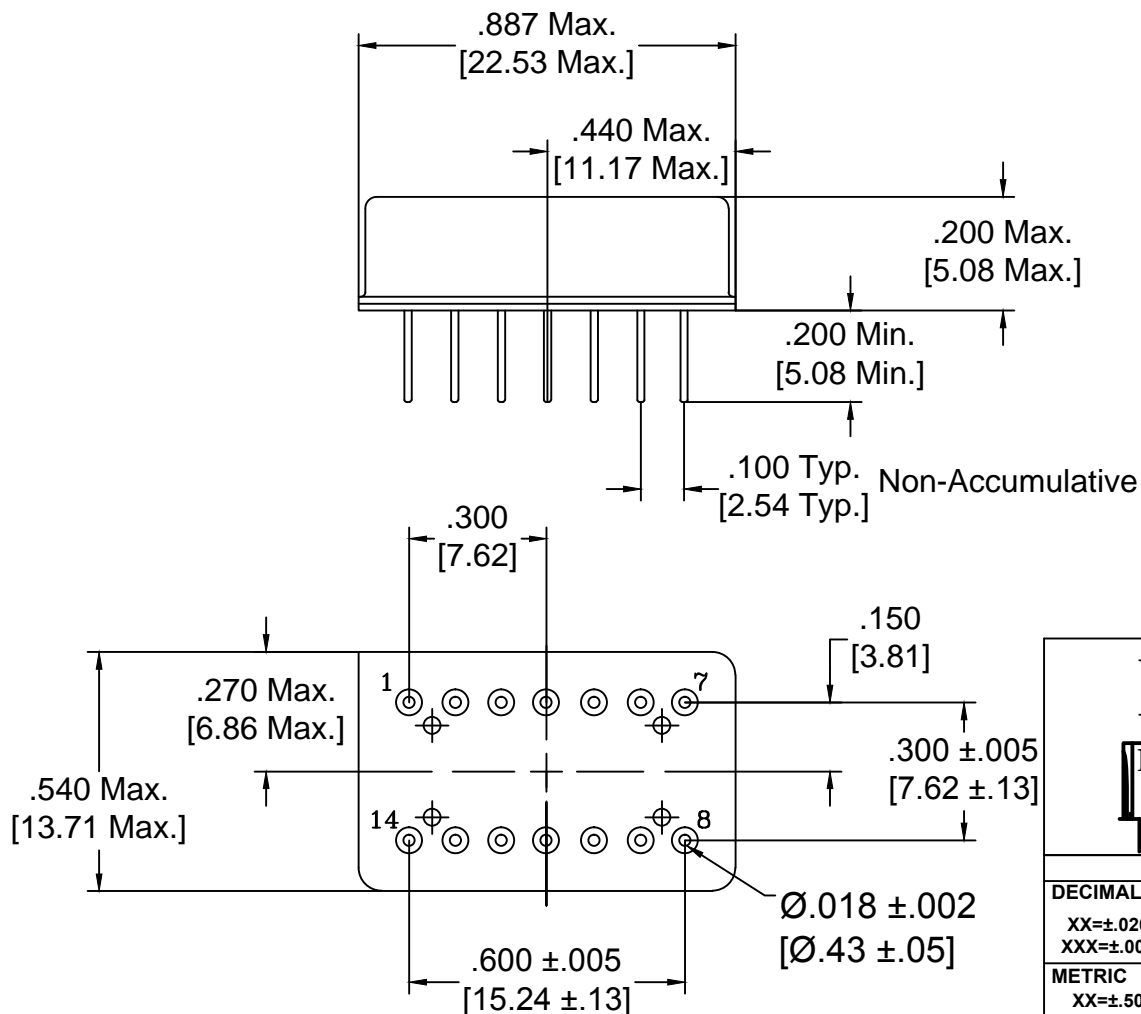
Sales Information sales@pdixtal.com

Test Inspection	Product Level S Method Condition	Product Level B Method Condition
Internal Visual	See 4.4.1	See 4.4.1
Stabilization bake (prior to seal) <u>1/</u>	MIL-STD-883, method 1008 Condition C (+150°C) 48 hours min.	MIL-STD-883, method 1008 Condition C (+150°C) 24 hours min.
Thermal Shock	MIL-STD-883, method 1011, Condition A	N/A
Temperature Cycling	MIL-STD-883, method 1010 Condition B	MIL-STD-883, method 1010 Condition B
Constant Acceleration	MIL-STD-883, method 2001. Condition A, Y1 only (5000 g's)	MIL-STD-883, method 2001. Condition A, Y1 only (5000 g's)
Seal (Fine and Gross Leak) <u>2/</u>	See 4.8.2.2.2	See 4.8.2.2.2
Particle Impact Noise Detection (PIND)	MIL-STD-883, method 2020 Condition B	N/A
Electrical Test: Input Current Power Output Waveform Output Voltage-power As Specified	4.8.5 4.8.20 4.8.21 3.1	N/A N/A N/A 3.1
Burn-In (Load)	+125°C, nominal supply voltage and burn-in load, 240 hours minimum	+125°C, nominal supply voltage and burn-in load, 160 hours minimum
Electrical Test: Input Current Power Output Waveform Output Voltage-power As Specified	Nominal and extreme supply voltages, specified load, +23°C and temperature extremes, record all test parameters by serial number 4.8.5 4.8.20 4.8.21 3.1	Nominal supply voltages, specified load, +23°C and verify frequency at the temperature extremes. 4.8.5 4.8.20 4.8.21 3.1
Radiographic <u>3/</u>	MIL-STD-883, Method 2012	N/A

REV.	DATE	PAGE	DESCRIPTION	Auth.	ECN	Originator	Date	Engineering	Date
						J.L.	9/12/11	B.A.	9/12/11
						TITLE 14-Pin QPL Oscillator		FKA	65120Q
						PART NUMBER	O14N1600XBSEX		
						DATE	SCALE	ECN.	REV.
						9/12/11	N.T.S.		A
						SIZE	CAGE		Page 2 of 3
						A	0S4G1		



Pin	Connection
1, 2, 3 4, 5, 6	No Connect
7	B- (Gnd/Case)
8	Output
9	Gate Input
10, 11 12, 13	No Connect
14	Supply



Precision Devices Inc.

8840 N. Greenview Dr.
Middleton WI 53562
608-831-4445
1-800-274-XTAL



TM



TM

Manufacturer of Quartz Crystal Products

DECIMAL XX=±.020 XXX=±.008	DWG FILE 65120Q	PART NUMBER O14N16000XBSEXX	
METRIC XX=±.50 XXX=±.20	SCALE N.T.S.	FREQUENCY 16.000000 MHz	DRAWN BY J.Lawinger
ANGULAR XX=±2°	REV. LEVEL A	ECN NO.	CAGE CODE 0S4G1
			DATE 9/12/11
			Page 3 of 3